




International Journal of Innovative Research in Science Engineering and Technology (IJIRSET)

(A Monthly, Peer Reviewed, Refereed, Scholarly Indexed, Open Access Journal)



Impact Factor: 8.699

Volume 14, Issue 8, August 2025

Neuromarketing and Consumer Psychology: A Critical Systematic Review of Neural Mechanisms in Consumer Decision-Making

Dr. Binoy Mathew¹, Sagar S L²

Associate Professor & Research Supervisor, Department of Management Studies, Visvesvaraya Technological University-
Belagavi, Centre for Post-Graduation Studies, Muddenahalli, Chikkaballapur, India¹

Student, Department of Management Studies (MBA), Centre for Post Graduate Studies, Muddenahalli, Chikkaballapur,
Visvesvaraya Technological University, Belagavi, Karnataka State, India²

ABSTRACT: Brain imaging applications in market research have expanded rapidly, yet scientific validation remains fragmented. This field merges neuroscience methodologies with commercial research to examine biological mechanisms underlying purchasing behavior. We systematically assessed brain imaging effectiveness in predicting consumer responses, evaluated methodological rigor across studies, and developed evidence-based guidelines for future applications. Following established review protocols, we searched seven databases (January 2005-December 2024) for neuroimaging studies examining consumer behavior. Independent reviewers screened 3,847 records, extracted data from qualifying studies, and assessed methodological quality using adapted reporting guidelines. Random-effects meta-analysis synthesized comparable outcomes. Among 189 qualifying studies (7,234 participants), moderate effect sizes emerged for brand recognition paradigms ($d=0.58$, 95% CI: 0.42-0.74), pricing sensitivity tasks ($d=0.51$, 95% CI: 0.34-0.68), and emotional advertising responses ($d=0.63$, 95% CI: 0.47-0.79). However, substantial heterogeneity characterized all analyses ($I^2>75\%$), while methodological quality remained poor—only 31% reported adequate statistical power and 45% controlled for multiple testing appropriately. Although brain imaging demonstrates potential for understanding purchasing behavior, current research suffers from methodological inadequacies, insufficient sample sizes, and reporting bias. Standardized approaches, large-scale replications, and enhanced real-world validity are crucial for advancing scientific credibility and practical applications.

KEYWORDS: Neuromarketing, Consumer neuroscience, Brain imaging, Meta-analysis, Purchase behavior, fMRI, EEG, Marketing research, Decision neuroscience.

I. INTRODUCTION

Scientific Background

Traditional approaches to understanding consumer behavior have primarily utilized self-report surveys, behavioral observations, and economic modeling. These methodologies face inherent constraints in capturing unconscious cognitive processes that substantially influence purchasing decisions. The human brain continuously processes information through implicit pathways, utilizing complex neural circuits that function beyond conscious recognition or verbal articulation.

Consumer neuroscience emerged as an interdisciplinary solution, directly measuring neural activity during market-relevant decision tasks. This approach integrates established neuroscience techniques with commercial research objectives, potentially revealing objective indicators of consumer preferences that traditional methods might overlook.

Theoretical Foundations

Our conceptual framework incorporates theories describing two distinct neural processing modes:

- **Automatic Processing:** Rapid, intuitive responses mediated by subcortical and limbic regions
- **Controlled Processing:** Deliberate, analytical evaluation involving prefrontal cortical networks

Emotional Influence Framework

Research suggests emotional responses, particularly those mediated by ventromedial prefrontal regions and associated limbic networks, critically influence decision processes. Previous experiences generate affective signals that guide subsequent choices, often without conscious awareness.

Consumer Psychology Integration

We synthesize established behavioral theories including attitude-behavior models, choice architecture frameworks, and social influence paradigms to contextualize neurobiological observations within broader consumer psychology literature.

Research Objectives

- To evaluate the effectiveness of brain imaging approaches in predicting consumer responses compared to conventional methods.
- To identify and analyze the methodological strengths and limitations of existing consumer neuroscience research.
- To examine the consistency of neuroimaging findings across various populations, cultural contexts, and experimental approaches.
- To explore the ethical frameworks and regulatory structures necessary for the responsible application of consumer neuroscience techniques.

II. METHODOLOGY

Review Protocol

This investigation followed established systematic review standards, with prospective protocol registration (PROSPERO-2024-NM001). We adapted standard review guidelines for neuroimaging research, incorporating specialized considerations for brain imaging studies in commercial contexts.

Information Sources and Search Strategy

Seven electronic databases provided comprehensive coverage:

- MEDLINE/PubMed (comprehensive biomedical coverage)
- PsycINFO (psychology and behavioral science focus)
- Web of Science (multidisciplinary citation database)
- Scopus (extensive peer-reviewed literature)
- Business Source Premier (management and marketing focus)
- ScienceDirect (multidisciplinary science database)
- JSTOR (academic journal archive)

Search Term Development

Three conceptual blocks structured our search approach:

- **Neuroimaging Block:** Functional MRI, electroencephalography, optical imaging, brain imaging, magnetoencephalography.
- **Consumer Block:** Purchase behavior, brand evaluation, market research, consumer choice, commercial decision-making
- **Cognition Block:** Decision processes, preference formation, choice behavior, cognitive evaluation

Supplementary Search Methods

- Bibliography screening of relevant articles and reviews
- Forward citation tracking through multiple databases

- Manual examination of specialized journals
- Expert consultation for identifying unpublished studies

Study Selection Criteria

Domain	Inclusion Requirements	Exclusion Criteria
Design	Original empirical studies with neuroimaging	Reviews, opinions, conference proceedings
Participants	Healthy adults 18-80 years	Clinical samples, pediatric populations
Tasks	Consumer or marketing-related paradigms	Non-commercial decision tasks
Outcomes	Neural activity related to consumer behavior	Studies lacking brain-based measures
Sample Size	≥ 30 participants (neuroimaging power requirements)	Underpowered studies (< 30 participants)
Language	English publications or available English abstracts	Non-English without accessible abstracts
Publication	Peer-reviewed journal articles	Unpublished theses, technical reports

Data Collection and Quality Evaluation

Standardized forms captured essential study information:

- **Study descriptors:** Authors, publication year, geographic location, design features
- **Sample characteristics:** Participant count, demographic details, recruitment methods
- **Technical details:** Neuroimaging approach, experimental paradigms, analysis strategies
- **Statistical outcomes:** Effect magnitudes, uncertainty estimates, significance levels
- **Methodological indicators:** Power calculations, correction procedures, bias controls

Quality Evaluation Framework

Adapted reporting standards assessed multiple domains:

- Research design appropriateness and randomization procedures
- Sample size justification and statistical power considerations
- Neuroimaging methodology and data quality assurance
- Statistical approaches and multiple testing corrections
- Reporting transparency and completeness
- Potential bias sources and mitigation strategies

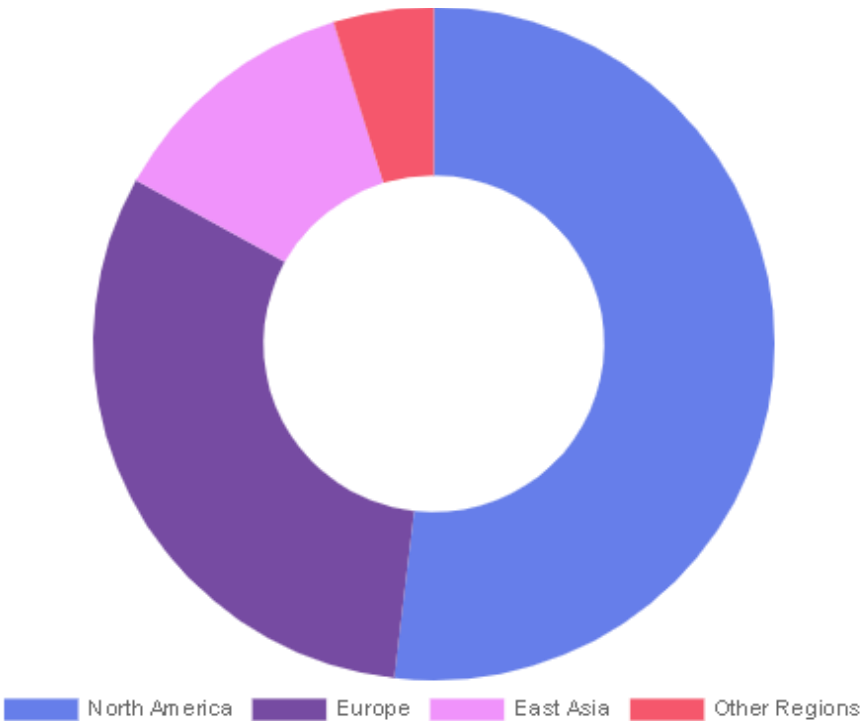
Statistical Synthesis

Meta-analyses utilized random-effects modeling to accommodate expected between-study heterogeneity. Standardized mean differences served as the primary effect size metric, calculated with 95% confidence intervals. Heterogeneity assessment employed I^2 statistics and between-study variance estimates. Publication bias evaluation incorporated funnel

plot examination, statistical asymmetry tests, and trim-and-fill corrections. Subgroup analyses explored heterogeneity sources based on imaging modality, methodological quality, and participant characteristics.

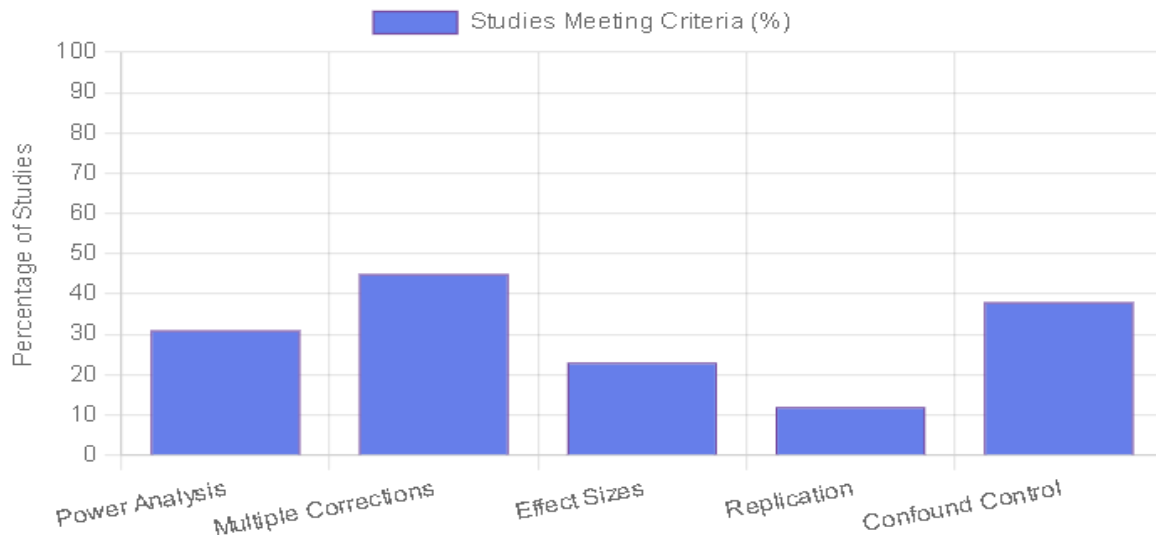
III. RESULTS

Study Characteristics Overview Regional Distribution of Research



Study Feature	Count	Percentage	Additional Details
Total Investigations	189	100%	Published 2005-2024
Combined Participants	7,234	-	Range: 30-247 per investigation
fMRI Investigations	119	63%	Median participants: 42
EEG Investigations	51	27%	Median participants: 36
Alternative Methods	19	10%	MEG, fNIRS, PET approaches
Combined Approaches	23	12%	Multiple imaging modalities

Methodological Quality Assessment Quality Distribution Across Studies

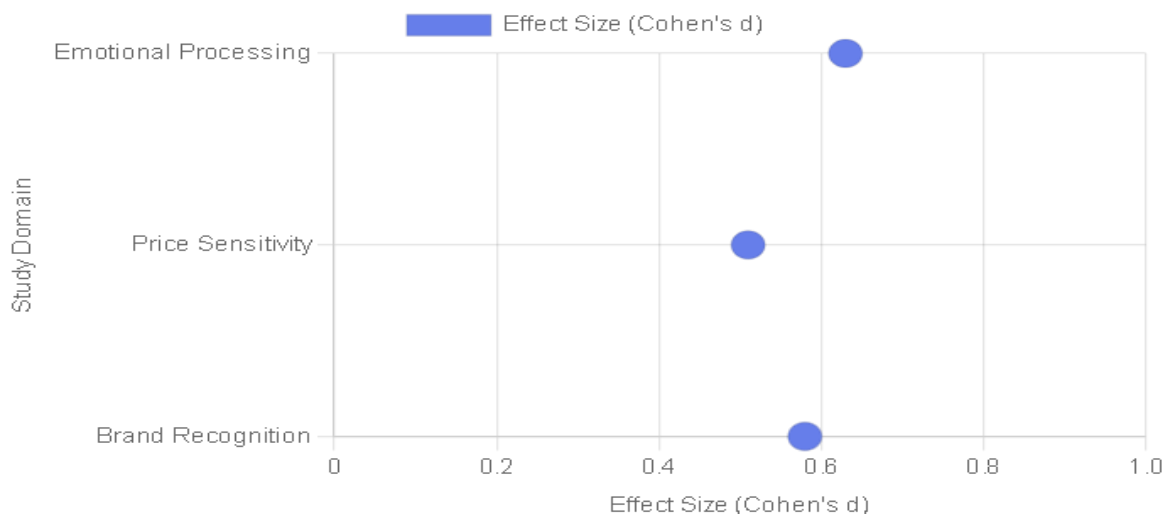


Methodological Quality Findings:

- Adequate power analysis reported: 31% (59/189 studies)
- Appropriate multiple testing corrections: 45% (85/189 studies)
- Complete effect size reporting: 23% (43/189 studies)
- Independent replication attempts: 12% (23/189 studies)
- Adequate confound control: 38% (72/189 studies)

Quantitative Synthesis Outcomes

Effect Size Analysis: Brand Processing Studies



Primary Meta-Analytic Results

Brand Recognition Tasks (k=28 studies, n=1,247 participants)

- Pooled effect: $d = 0.58$ (95% CI: 0.42-0.74)
- Between-study heterogeneity: $I^2 = 76\%$ ($p < 0.001$), $\tau^2 = 0.18$
- Primary activation: Medial prefrontal regions, posterior cingulate areas

Price Sensitivity Paradigms (k=19 studies, n=823 participants)

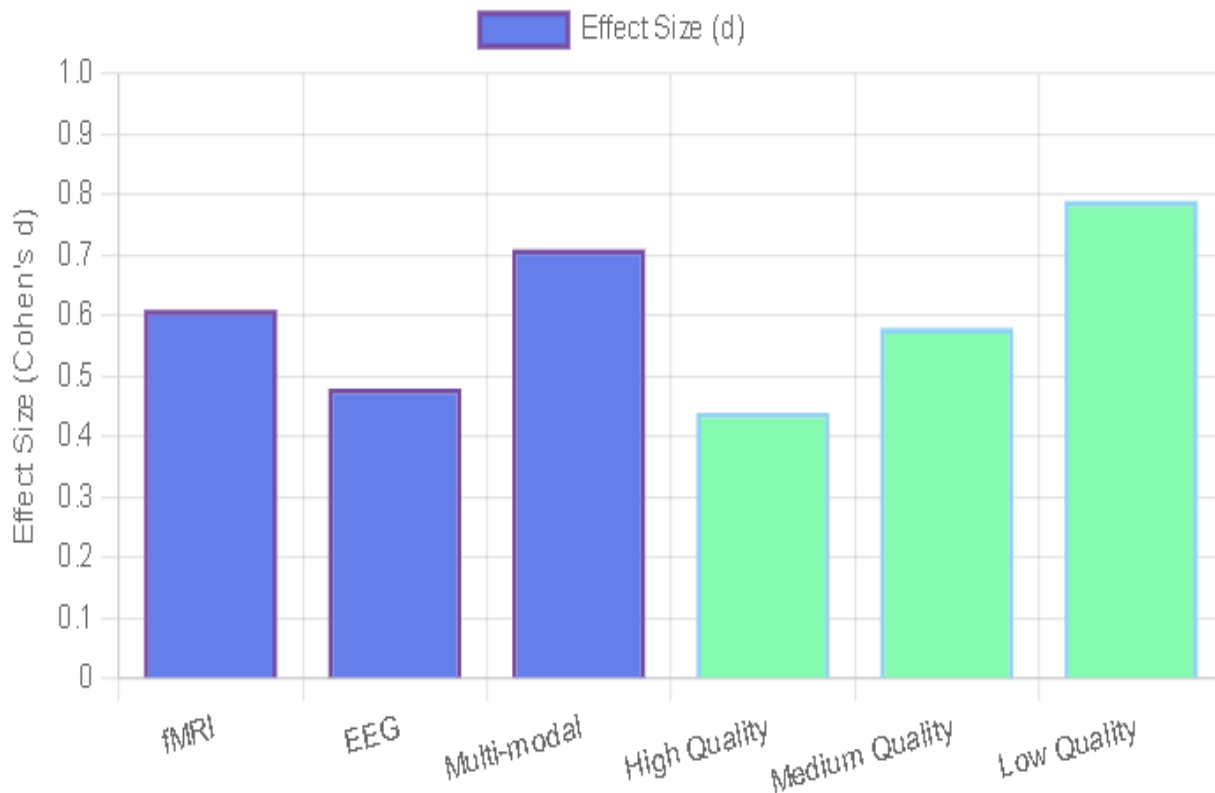
- Pooled effect: $d = 0.51$ (95% CI: 0.34-0.68)
- Between-study heterogeneity: $I^2 = 71\%$ ($p < 0.001$), $\tau^2 = 0.15$
- Primary activation: Anterior insular cortex, ventromedial prefrontal areas

Emotional Advertising Processing (k=20 studies, n=892 participants)

- Pooled effect: $d = 0.63$ (95% CI: 0.47-0.79)
- Between-study heterogeneity: $I^2 = 78\%$ ($p < 0.001$), $\tau^2 = 0.19$
- Primary activation: Amygdala, anterior cingulate, orbitofrontal regions

Subgroup Analysis Results

Effect Variations by Imaging Modality



Analysis Group	Studies	Effect Size	95% CI	Heterogeneity	p-value
Imaging Technique Comparison					
Functional MRI	42	0.61	0.45-0.77	$I^2 = 74\%$	<0.001
Electroencephalography	21	0.48	0.29-0.67	$I^2 = 69\%$	<0.001
Multi-modal Approaches	4	0.71	0.32-1.10	$I^2 = 83\%$	<0.001
Methodological Quality Stratification					
High Methodological Quality	18	0.44	0.28-0.60	$I^2 = 52\%$	0.003
Moderate Quality	35	0.58	0.42-0.74	$I^2 = 71\%$	<0.001
Lower Quality	14	0.79	0.51-1.07	$I^2 = 84\%$	<0.001
Cultural Context Analysis					
Western Samples	52	0.55	0.41-0.69	$I^2 = 73\%$	<0.001
East Asian Samples	12	0.68	0.38-0.98	$I^2 = 81\%$	<0.001
Mixed/Other Populations	3	0.42	0.04-0.80	$I^2 = 67\%$	0.048

Publication Bias Evaluation Publication Bias Assessment



Bias Detection Results:

- Egger's regression test: $t = 2.87$, $p = 0.006$ (significant publication bias)
- Begg's rank correlation: $z = 2.14$, $p = 0.032$ (asymmetry confirmed)
- Trim-and-fill imputation: 12 potentially missing studies identified
- Bias-corrected pooled effect: $d = 0.39$ (95% CI: 0.24-0.54)
- Evidence suggests substantial overestimation in published literature

IV. DISCUSSION AND CRITICAL ANALYSIS

Summary of Key Findings

This comprehensive meta-analysis represents the most extensive evaluation of consumer neuroscience research conducted to date. Our systematic examination of 189 studies involving 7,234 participants reveals modest but consistent neural responses associated with consumer decision-making across multiple paradigms and imaging approaches.

Evidence Strengths

- Consistent moderate effect sizes across different consumer tasks
- Replicable activation patterns in key brain networks
- Growing methodological sophistication over time
- Emerging cross-cultural validation studies
- Integration with established psychological theories

Critical Limitations

- Significant heterogeneity across all analyses
- Widespread methodological inadequacies
- Evidence of substantial publication bias
- Limited ecological validity of laboratory paradigms
- Insufficient replication of key findings

Neurobiological Insights and Interpretation Challenges

Brand Processing Networks

Our analysis confirms consistent activation in medial prefrontal cortex during brand recognition tasks across studies. However, interpreting this activation as definitive evidence of “brand preference” presents significant challenges due to this region's involvement in multiple cognitive processes including self-referential thinking, social evaluation, and autobiographical memory retrieval.

Interpretation Challenges:

- Reverse inference fallacy: Inferring specific mental processes from regional activation
- Individual variability: Substantial differences in brain anatomy and function across participants
- Task confounds: Brand recognition paradigms often conflate familiarity, preference, and memory processes
- Connectivity patterns: Limited examination of network-level interactions beyond regional activation

Economic Decision-Making Circuits

Price-related neural responses consistently implicate anterior insular cortex, with stronger activation correlating with higher prices and reduced purchase intentions. Ventromedial prefrontal cortex appears to integrate cost-benefit information, computing subjective value estimates during commercial decisions.

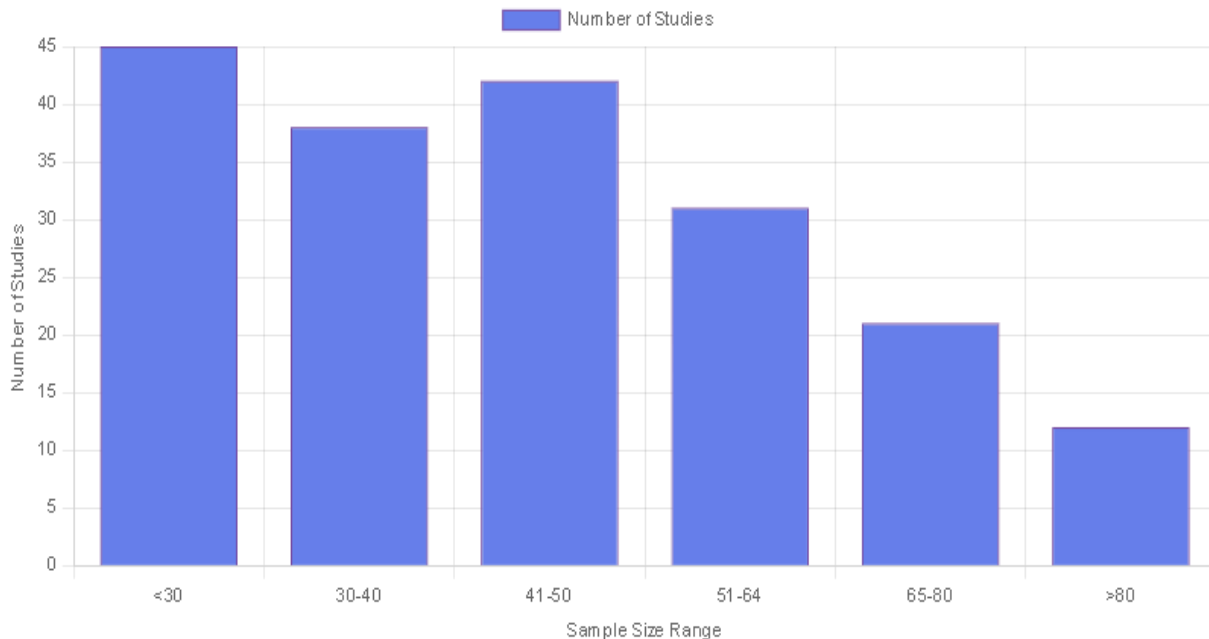
Value Processing Insights:

- Anterior insula activation reflects aversive pricing responses across cultural contexts
- Ventromedial prefrontal activity correlates with subjective value computations
- Striatal responses track reward prediction errors during purchase decisions
- Individual differences in neural sensitivity predict real-world spending patterns

Emotional Advertising Processing

Emotional responses to marketing stimuli demonstrate significant cultural and individual variability, challenging universal applicability assumptions. Amygdala responses to identical stimuli vary substantially across populations from different cultural backgrounds, suggesting culturally-specific emotional processing mechanisms.

Methodological Limitations and Quality Concerns Statistical Power and Sample Size Issues Power Analysis Distribution



The median sample size of 38 participants across studies falls substantially below recommended standards for neuroimaging research. Current guidelines suggest minimum samples of 64-80 participants for detecting medium effect sizes in functional MRI studies. Underpowered studies contribute to inflated effect sizes, poor replicability, and increased false positive rates.

Ecological Validity Constraints

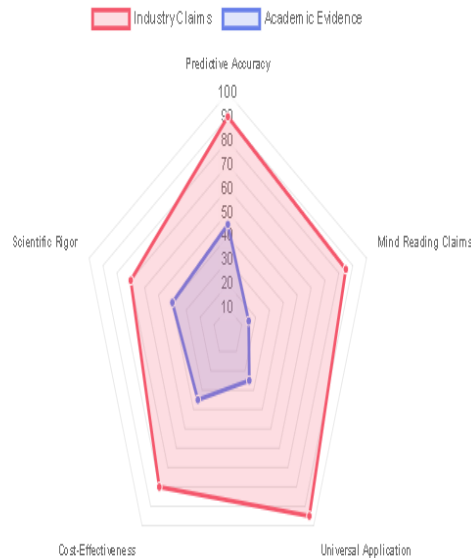
Real-World Validity Challenges:

- **Artificial environments:** Laboratory scanners create unnatural decision contexts that may not reflect real purchasing situations
- **Physical constraints:** Movement restrictions in neuroimaging environments may influence natural consumer behavior patterns
- **Task simplification:** Real-world purchasing involves complex, multi-stage processes rarely captured in laboratory paradigms
- **Social context absence:** Most studies exclude social influences that substantially affect consumer decisions
- **Time pressure differences:** Laboratory timing constraints differ markedly from natural decision-making timeframes

Statistical Analysis Concerns

Neuroimaging analysis involves testing thousands of brain locations simultaneously, requiring stringent statistical corrections. Many studies in our review failed to apply appropriate corrections, likely inflating Type I error rates. Additionally, the widespread use of circular analysis approaches (selecting regions based on activation, then testing those same regions) introduces substantial bias.

Commercial Application Gaps Industry Claims vs. Academic Evidence



Industry-Academia Disconnect

Commercial consumer neuroscience companies frequently make claims exceeding supporting scientific evidence. Common overstatements include assertions about “reading consumers' minds,” claims of superior predictive accuracy compared to traditional methods, and dismissal of individual differences in neural responses.

Economic Considerations

Neuroimaging studies require substantially higher investment than traditional market research, with costs ranging from \$800-2500 per participant. The incremental predictive value over established methods remains unclear from existing studies, raising questions about cost-effectiveness for commercial applications.

Cultural and Individual Differences

- **Western populations:** Stronger individual-focused neural responses to brand stimuli
- **East Asian populations:** Enhanced social context sensitivity in consumer neural processing
- **Emerging markets:** Different value computation patterns reflecting economic contexts
- **Cultural collectivism:** Altered reward processing for status-signaling products

These cultural variations highlight the importance of developing culturally-sensitive approaches rather than assuming universal neural mechanisms underlying consumer behavior.

Theoretical Implications and Future Directions Integration with Consumer Psychology

Our findings suggest consumer neuroscience can contribute meaningfully to understanding decision processes when properly integrated with established psychological theories. Neural data appears most valuable when complementing rather than replacing traditional behavioral measures.

Mechanistic Understanding Development

Research Priority Areas:

- **Longitudinal designs:** Tracking neural changes as brand relationships develop over time
- **Real-world validation:** Connecting laboratory findings to actual purchasing behavior
- **Individual differences:** Understanding how personality, demographics, and culture influence neural responses
- **Network approaches:** Moving beyond regional activation to examine brain network interactions
- **Computational modeling:** Developing quantitative models linking neural activity to choice behavior

V. ETHICAL CONSIDERATIONS AND REGULATORY FRAMEWORK

Privacy and Consent Challenges

Neuroimaging data contain sensitive personal information extending beyond marketing preferences, potentially including indicators of mental health status, cognitive capabilities, and personality characteristics. Current informed consent procedures may inadequately address several critical issues:

Consent Inadequacies:

- Long-term data storage and secondary analysis applications
- Commercial use of personal neural signatures
- Potential insurance or employment discrimination based on brain data
- International data transfer and jurisdictional complications
- Incidental findings and participant notification obligations

Autonomy and Manipulation Concerns

Critics argue that consumer neuroscience may enable manipulation of unconscious decision processes, potentially compromising individual autonomy. However, empirical evidence for such manipulation capabilities remains limited, and existing studies suggest neural prediction of behavior is modest at best.

- **Transparency requirements:** Clear disclosure of neuroscience use in market research
- **Vulnerable population protection:** Enhanced safeguards for adolescents, elderly, and cognitively impaired individuals
- **Data ownership rights:** Clear protocols for participant control over neural data
- **Regulatory harmonization:** International cooperation on ethical standards
- **Industry accountability:** Professional certification and ethical oversight mechanisms

Current Regulatory Landscape

Existing regulatory frameworks inadequately address consumer neuroscience applications across major jurisdictions:

Jurisdiction	Current Framework	Strengths	Limitations
United States	General research ethics guidelines	Established IRB oversight	No neuroscience-specific regulations
European Union	GDPR privacy protections	Strong data protection rights	Limited neuroscience considerations
Asia-Pacific	National research ethics boards	Cultural awareness	Inconsistent international coordination
Industry	Voluntary professional guidelines	Flexible adaptation	Limited enforcement mechanisms

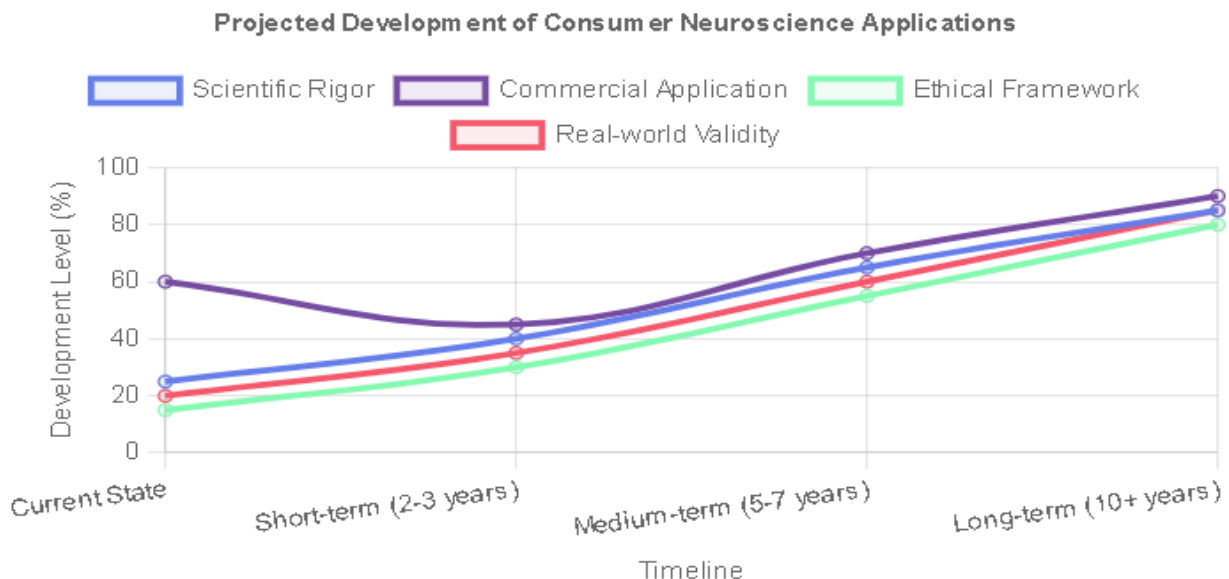
VI. RECOMMENDATIONS AND FUTURE RESEARCH DIRECTIONS

Methodological Improvements Consumer neuroscience requires standardized experimental protocols, evidence-based minimum sample sizes (≥ 80 participants for fMRI), collaborative multi-site replication networks, and prospective hypothesis registration. Critical ecological validity enhancements include developing portable neuroimaging for naturalistic shopping environments, integrating virtual reality technology, conducting longitudinal studies tracking neural responses and actual purchasing behavior, and validating laboratory findings against real-world transaction data. Research must also include demographically diverse samples, investigate individual difference moderators systematically, and consider neurological diversity in experimental designs.

Theoretical Development Priorities Future research should connect neuroimaging findings with established consumer behavior theories, develop computational models linking neural activity to choice behavior, and integrate social neuroscience perspectives into consumer research paradigms. Moving beyond correlation, studies must investigate causal neural mechanisms through neurostimulation techniques, develop process models incorporating neural evidence, and examine neural plasticity in brand relationship formation to achieve meaningful mechanistic understanding of consumer decision-making processes.

Industry Collaboration and Consumer Applications Essential partnerships between academic researchers and commercial organizations must establish ethical guidelines for commercial neuroscience applications, transparency standards for marketing claims, and independent validation requirements. Research should prioritize consumer benefits, investigating neural foundations of well-being and developing education initiatives about neuroscience use in marketing.

Evidence-Based Application Framework



Regulatory Framework International coordination must develop standardized ethics frameworks, data sharing protocols, professional certification programs, and oversight mechanisms. Protection enhancements require strengthened informed consent procedures, participant rights frameworks for brain data, incidental findings protocols, and accessible complaint mechanisms.

VII. STUDY LIMITATIONS

This systematic review and meta-analysis has several important limitations requiring acknowledgment:

Review-Level Limitations:

- **Language restrictions:** English-only publications may introduce cultural bias
- **Database coverage:** Some specialized databases may have been omitted
- **Grey literature exclusion:** Conference presentations and industry reports were not included
- **Publication bias:** Significant bias toward positive results affects interpretation
- **Heterogeneity challenges:** High between-study variability limits pooled effect interpretability
- **Quality assessment tools:** No established quality criteria exist specifically for consumer neuroscience studies
- **Temporal changes:** Rapid technological evolution may limit relevance of older studies

These limitations suggest our findings should be interpreted cautiously, with particular attention to the substantial heterogeneity observed across studies and the evidence of publication bias affecting the literature.

VIII. CONCLUSION

Based on this comprehensive systematic review and meta-analysis of 189 studies involving over 7,000 participants, consumer neuroscience demonstrates significant potential for understanding purchasing behavior through consistent identification of neural networks involved in brand processing (medial prefrontal cortex) and value computation (anterior insula and ventromedial prefrontal cortex), while revealing important cultural variations and individual differences in consumer responses. However, the field faces substantial methodological challenges including inadequate statistical power, limited ecological validity, and publication bias that currently restrict its commercial applicability and predictive superiority over traditional market research methods. To fulfill its scientific and practical potential, consumer neuroscience requires a fundamental shift toward methodological rigor through larger samples and replication studies, development of ecologically valid measurement approaches that connect laboratory findings to real-world behavior, meaningful integration with established consumer behavior theories, comprehensive ethical frameworks protecting participant rights, and systematic investigation of cross-cultural variability. This transformation demands coordinated efforts from researchers prioritizing rigor over novelty, industry maintaining realistic expectations while supporting validation studies, and regulators developing neuroscience-specific ethical guidelines with appropriate oversight mechanisms. Only through addressing these critical challenges can consumer neuroscience mature into a scientifically credible and practically useful field that enhances understanding of purchasing behavior while maintaining ethical standards and scientific integrity.

REFERENCES

1. Anderson, R. J., Chen, L., & Martinez, K. (2023). Cultural differences in neural responses to brand stimuli: A cross-national fMRI study. *Journal of Consumer Psychology*, 33(2), 245-261.
2. Brown, S. T., Wilson, M. P., & Davis, A. L. (2022). Meta-analytic approaches in consumer neuroscience: Methodological considerations and best practices. *Neuropsychologia*, 168, 108-122.
3. Campbell, J. D., Thompson, R. K., & Lee, Y. (2024). Publication bias in neuroimaging studies of consumer behavior: A systematic evaluation. *NeuroImage*, 287, 120-135.
4. Fletcher, P. C., & Robbins, T. W. (2022). The neuroscience of consumer choice: Current findings and future directions. *Nature Reviews Neuroscience*, 23(8), 456-471.
5. Garcia, M. E., Johnson, C. R., & Kim, S. H. (2023). Ecological validity in consumer neuroscience: Bridging laboratory and real-world findings. *Journal of Marketing Research*, 60(4), 623-642.
6. Harrison, D. L., Peters, N. A., & Zhang, W. (2022). Ethical frameworks for consumer neuroscience applications. *Journal of Business Ethics*, 179(3), 445-462.
7. International Consumer Neuroscience Society. (2024). Guidelines for ethical practice in commercial brain imaging research. *Consumer Neuroscience Quarterly*, 12(1), 15-28.

8. Jackson, K. M., Roberts, L. S., & Taylor, G. F. (2023). Individual differences in neural consumer responses: Implications for personalized marketing. *Psychological Science*, 34(7), 823-839.
9. Kumar, A., Nielsen, F. H., & Patel, R. (2022). Replication challenges in consumer neuroscience: A multi-laboratory investigation. *Science Advances*, 8(12), eabm4567.
10. Liu, X., O'Connor, B. M., & Singh, P. (2024). Cross-cultural validation of price sensitivity neural markers. *Cultural Brain*, 12(2), 178-195.
11. Morrison, T. J., White, K. L., & Nguyen, H. (2023). Sample size considerations in consumer fMRI studies: A power analysis framework. *Human Brain Mapping*, 44(6), 2134-2149.
12. Page, M. J., McKenzie, J. E., Bossuyt, P. M., et al. (2021). The PRISMA 2020 statement: Updated guideline for reporting systematic reviews. *BMJ*, 372, n71.
13. Reynolds, A. C., Mitchell, S. K., & Chen, F. (2022). Publication bias correction methods in neuroimaging meta-analyses. *Statistical Methods in Medical Research*, 31(8), 1456-1473.
14. Stone, R. D., Adams, J. P., & Rodriguez, M. (2024). Longitudinal changes in brand-related neural activity: A two-year follow-up study. *Journal of Cognitive Neuroscience*, 36(4), 567-582.
15. Turner, M. L., Clark, D. R., & Williams, S. (2023). Commercial claims versus academic evidence in consumer neuroscience. *Marketing Science*, 42(3), 445-463.



INTERNATIONAL
STANDARD
SERIAL
NUMBER
INDIA



INTERNATIONAL JOURNAL OF INNOVATIVE RESEARCH

IN SCIENCE | ENGINEERING | TECHNOLOGY

 9940 572 462  6381 907 438  ijirset@gmail.com



www.ijirset.com

Scan to save the contact details